



District Report Card: 2017


State: Maharashtra	District: Chandrapur
Class: 5	Subject: Language
Schools: 61	Students: 1274


Participation/Coverage


Students

GENDER 	Boys		Girls	
	Number	%	Number	%
	620	48.67	654	51.33

AREA 	Rural		Urban	
	Number	%	Number	%
	905	71.04	369	28.96

CATEGORY 	SC		ST		OBC		GEN	
	Number	%	Number	%	Number	%	Number	%
	148	11.62	279	21.90	685	53.77	162	12.72

CWSN 	LD	VI	HI	S&LD	ID	Oth
	2	10	1	0	2	38

Management 	Government		Government-aided	
	Number	%	Number	%
	449	35.24	825	64.76

Average Performance of Students in Language (%)

Overall	Gender		Area		Management		Social Group			
	Male	Female	Rural	Urban	Govt.	Aided	SC	ST	OBC	GEN
49.62	46.92	52.18	51.48	45.08	55.46	46.45	48.65	46.12	51.95	46.71

Performance on Learning Outcomes (LOs)

Learning Outcomes	Description	Average Performance(%)
L504	Reads and comprehends independently storybooks, news items/ headlines, advertisements etc.	47.71
L508	Reads text with comprehension, locates details and sequence of events	50.58

Range of Performance of Students who Answered Correctly							
Below 30%		30% - 50%		50% - 75%		Above 75%	
Number	%	Number	%	Number	%	Number	%
267	20.96	401	31.48	438	34.38	168	13.19

Lowest Performing Learning Outcomes (LOs)

- 1 - Reads and comprehends independently storybooks, news items/ headlines, advertisements etc. (47.71)
- 2 - Reads text with comprehension, locates details and sequence of events (50.58)